

AGING WELL IN K.L.

Making Kirkland Lake an Age-Friendly Community



Respect & Social Inclusion

January 15, 2018

Introduction



Respect & Social Inclusion

- ▶ “[...] On the one hand, many [seniors] feel they are often respected, recognized and included, while on the other, they experience lack of consideration in the community, in services and in the family. [...] The extent to which older people participate in the social, civic and economic life of the city is also closely linked to their experience of inclusion.”
- ▶ “Community attitudes [...] are critical factors for establishing an age-friendly community. Our shared attitudes toward aging can create significant social norms that may limit older adults’ capacity to achieve personal goals and maintain independence. Building positive community attitudes involves fostering positive images of aging and intergenerational understanding.”

- Finding the Right Fit, p.23



What's Been Done in Other Municipalities

- ▶ **Wawa**
 - Economic Development Office created an “Age-Friendly Checklist” for local businesses to better serve older residents
- ▶ **Northumberland-Cobourg**
 - Creation of a video capturing older adults’ stories with regards to employment to use as a tool in high schools to prepare students for employment
- ▶ **Kawartha Lakes**
 - Support local businesses to implement AF practices, recognize businesses which demonstrate AF practices
 - Provide 3 workshops to better engage seniors in the community, one workshop has an intergenerational component
- ▶ **Brockville**
 - Blue Umbrella Program – businesses are trained to deal with dementia
- ▶ **Orangeville**
 - Grandpals program – connects high school students with seniors



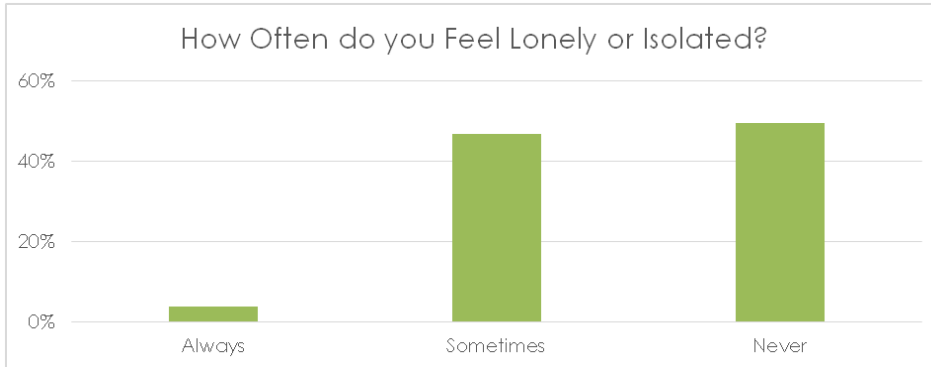
A Look at Temiskaming Shores' Age-Friendly Community Plan

Respect and Social Inclusion:

With regard to respect and social inclusion most of the feedback has been quite positive. Older adults “love” living in Temiskaming Shores and feel included in the community. Most feel respected and do not feel isolated all of the time. Most older adults indicated that they are not treated disrespectfully in the community due to their age; however, some older adults feel that the younger generation can be disrespectful. Most older adults were very appreciative of being consulted.



A Look at Temiskaming Shores' Age-Friendly Community Plan



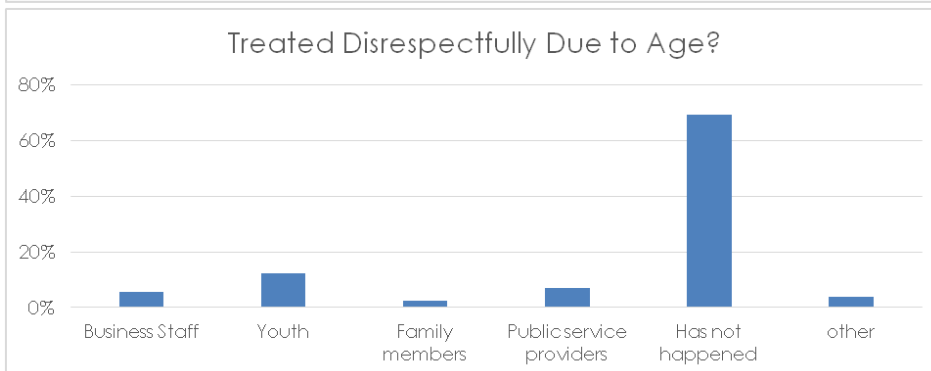
People feel lonely/isolated:

- ▶ Never – 50%
- ▶ Sometimes – 47%
- ▶ Always – 4%



Whether or not people feel valued/respected:

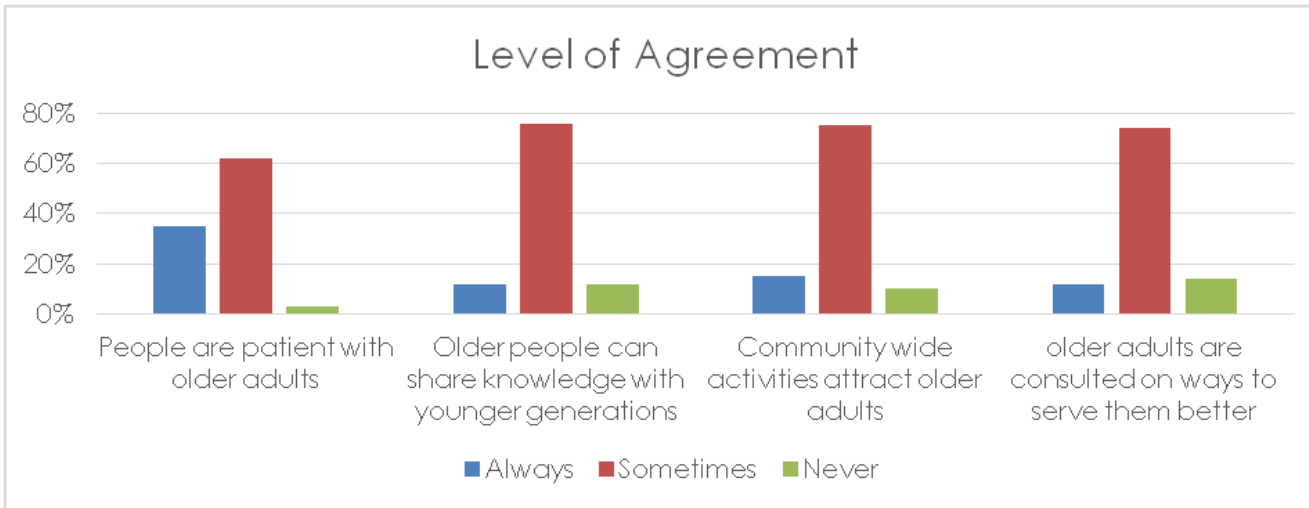
- ▶ Yes/Most of the time – 87%
- ▶ Not Usually – 11%
- ▶ No – 2%



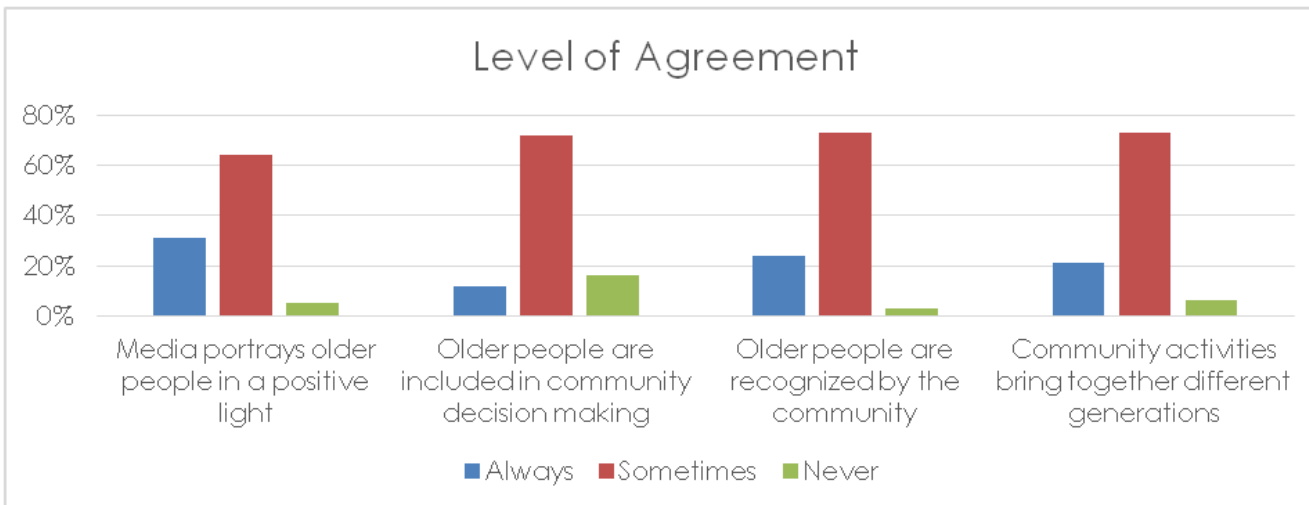
People were disrespected by:

- ▶ Has not happened – 69%
- ▶ Youth – 12%
- ▶ Public Service Providers – 7%
- ▶ Business Staff – 6%

A Look at Temiskaming Shores' Age-Friendly Community Plan



- ▶ This question offered situations and asked respondents whether or not they agreed with each situation



- ▶ It would seem that most people felt “Always” and “Never” were too strong
- ▶ For every situation, over 60% of people answered “Sometimes”

Trends from Kirkland Lake Survey

- ▶ How often do you feel lonely or isolated?
 - Usually – 7%
 - **Sometimes – 45%**
 - **Never – 48%**

- ▶ Do you feel valued and respected as an older adult in the community?
 - **Usually – 53%**
 - **Sometimes – 40%**
 - Never – 7%

- ▶ If you have ever been treated disrespectfully due to your age, where did this behaviour come from?
 - **Youth – 62%**
 - **Business Staff – 27%**
 - Public Service Provider – 17%
 - Family Member – 12%
 - Other – 5%
 - Other: Health Services Provider – 2%

- ▶ *Only 29% of people responded to this question, the other 71% either didn't answer the question or wrote that they have never been treated disrespectfully*

- ▶ Choose the response that best describes the following situations:
 - People are patient with older adults...
 - **Usually – 49%** **Sometimes – 49%** Never – 2%
 - ...opportunities to share knowledge...
 - **Usually – 24%** **Sometimes – 61%** Never – 10%
 - Community-wide activities attract older adults
 - **Usually – 28%** **Sometimes – 55%** Never – 8%
 - ...consulted on ways to serve them better
 - **Usually – 19%** **Sometimes – 46%** Never – 22%
 - Media portrays older people in a positive light
 - **Usually – 30%** **Sometimes – 57%** Never – 7%
 - ... are included in community decision making
 - **Usually – 12%** **Sometimes – 64%** Never – 16%
 - ...recognized for past and present contributions
 - **Usually – 25%** **Sometimes – 59%** Never – 12%
 - Community activities bring together different generations
 - **Usually – 33%** **Sometimes – 57%** Never – 4%



Issues and Barriers

- ▶ Health and/or mobility issues preventing senior participation
- ▶ Disrespect, ageism, and elder abuse
- ▶ Not properly represented within the community and community groups



Possible Solutions

- ▶ Create more programs and opportunities for socializing between generations
- ▶ More programs for elder abuse awareness and scam prevention
- ▶ Identify opportunities to connect at-risk or isolated seniors to the social and community services they may require



Discussions

- Respect & Social Inclusion
- Survey Analysis Document





AGING WELL IN K.L.

Making Kirkland Lake an Age-Friendly Community

Please contact Brook-Lynn Rozon at

705-567-9365 extension 341

or

brook-lynn.rozon@tkl.ca

for more information